

TOP TIPS FOR SUCCESS

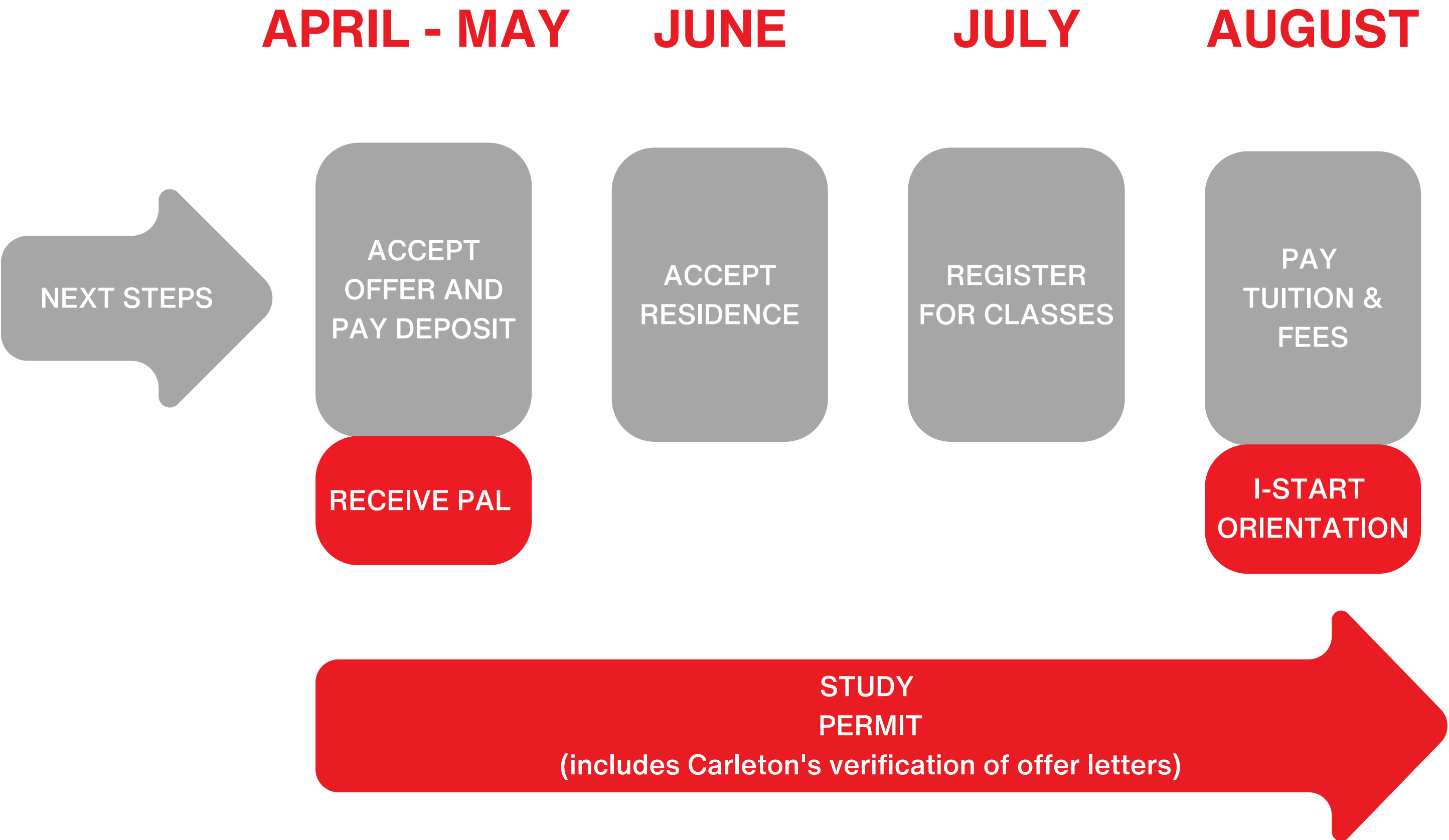
STUDY PERMIT APPLICATIONS





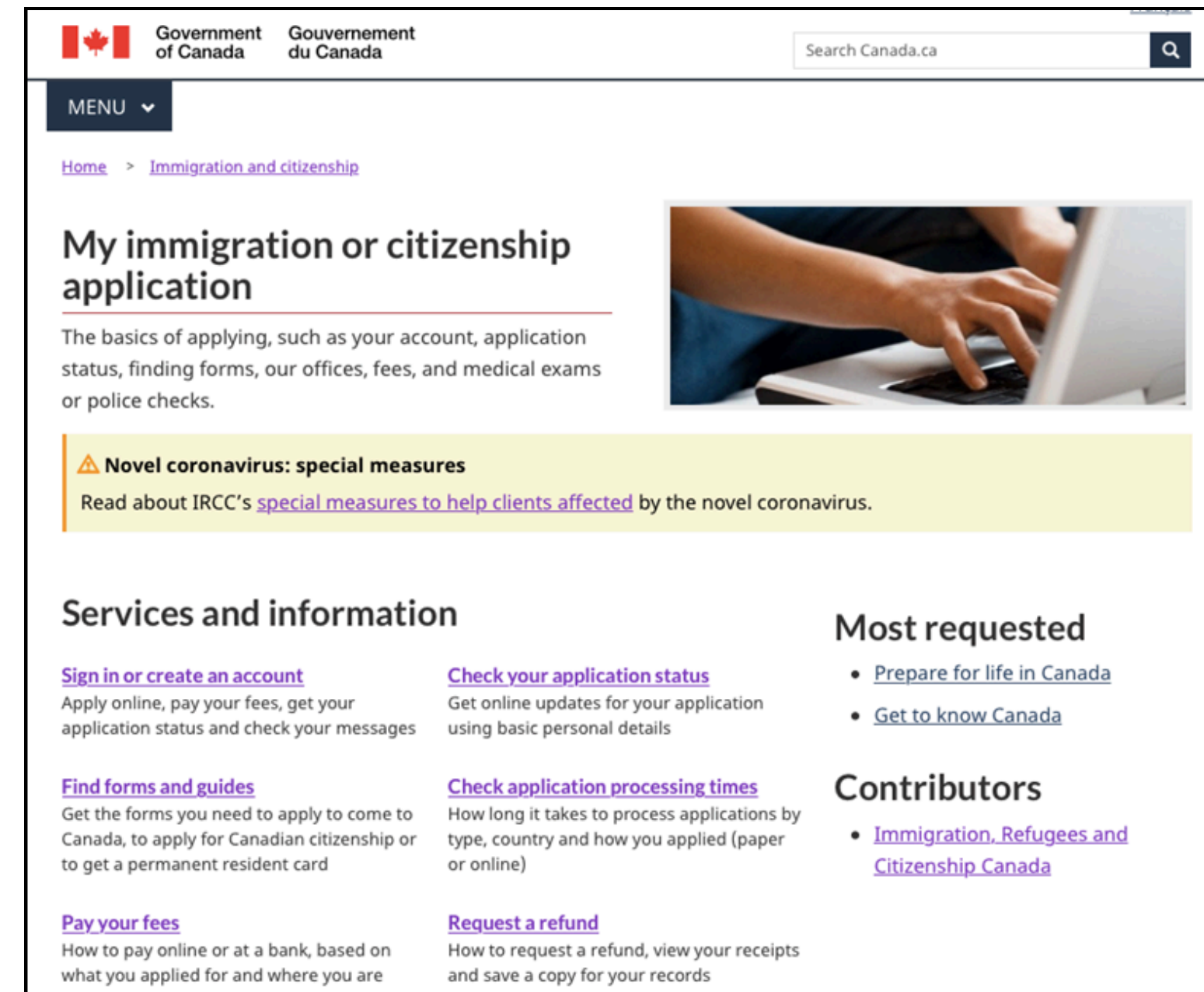
OUR OFFER

PROGRAM
+
RESIDENCE
+
AUTOMATIC
SCHOLARSHIPS



Apply online in an IRCC Secure Account:
canada.ca → Immigration → Sign-in

The basics of applying for a study permit
are covered in our previous videos.



HOW TO APPLY FOR
A STUDY PERMIT

All study permit applications must include:

- **Application form**
IMM 1294 (PDF)
- **Letter of acceptance**
Carleton document: Student Information for a Study Permit
- **Provincial Attestation Letter (PAL)**
MA and PhD students are PAL-exempt in 2026.
- **Proof of identity**
Usually a passport
- **Proof of financial resources**
For tuition, living expenses, and transportation
- **Passport photo**

Look Beyond the Online Application List!

Supplying the minimum might not be enough.

Very Important:

- Study plan (Statement of purpose)
- Visa office-specific instructions on the IRCC website:
<https://ircc.canada.ca/english/information/applications/student.asp>

Other resources:

- Guidance for IRCC officers tells you how they assess your application. IRCC Operational Instructions and Guidelines for Study Permit Applications:
<https://www.canada.ca/en/immigration-refugees-citizenship/corporate/publications-manuals/operational-bulletins-manuals/temporary-residents/study-permits.html>
- Canadian immigration blogs on “Common reasons for study permit refusal” – **not official info**, but can suggest ideas for improvement.
- Upload “extra” documents and explanation letters as “Client Information”



**REFERENCE THE
RIGHT SOURCES**

Understand How IRCC Assesses Your Application

Key Points of Eligibility:

Admission to a Canadian Designated Learning Institution (DLI)

Temporary intent in coming to Canada

Financial requirement

Intent to study

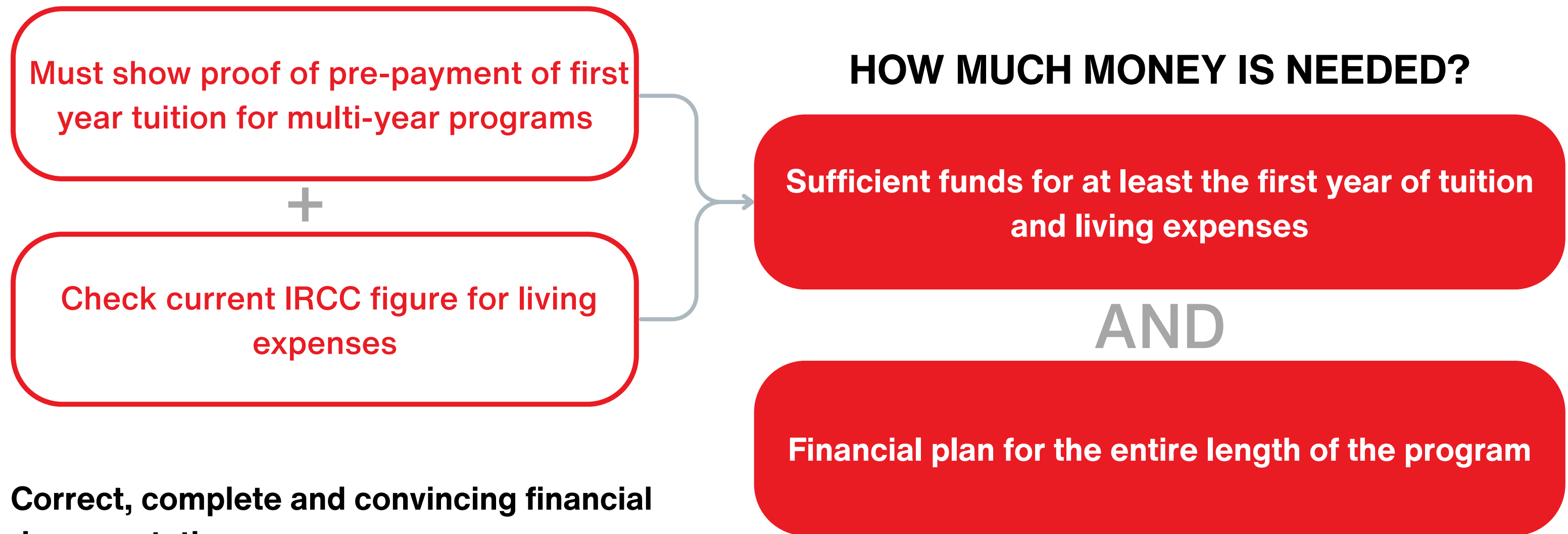
IRCC ASSESSMENT

Carleton University's Role

- **Provide Letter of Acceptance (LOA):**
Student Information for a Study Permit (“visa letter”)
- **Provide Provincial Attestation Letter (PAL), if needed**
- **Verify Letter of Acceptance to IRCC**



CANADIAN DLI



Correct, complete and convincing financial documentation:

- Various types of documents are acceptable – see IRCC suggestions
- Follow visa office instructions
- Show funds are allocated to expenses in Canada; additional to money that is needed for usual household expenses.

**FINANCIAL
REQUIREMENT**

Financial Documentation, continued

- Money is not tied up in long-term investments or property.
- Letter from the financial sponsor states the ability and commitment to fund the student.
 - If not a parent, explain the relationship AND motivation
- **Very important - show the source of funds**
 - Obtained legally
 - Explain the source of one-time or rare large deposit amounts
- For countries with currency controls: funds are transferable to Canada, or already in Canada.
- Scholarships can be claimed as financial resources, but don't rely on the student working in Canada.



**FINANCIAL
REQUIREMENT**

Application can address the following:

- Family ties
- Community ties: affiliations with communities of interest, volunteer work, etc.
- Travel history (if any) shows track record of returning home.
- Cultural ties to home country
- Commitments in home country: property, offers of employment
- Knowledge of career prospects in home country related to education and career goals
- If residing outside the country of nationality - status in the country of residence, ability/willingness to return to the country of nationality
- If relevant, address any family ties in Canada (show home country ties are stronger)



TEMPORARY INTENT

Study plan content:

Answer these questions. Be personal and specific:

- Why do you want to study in your chosen program at Carleton?
- What is your overall educational goal?
- Why aren't you taking a similar program in your home country?
- Are there similar programs? If so, what are the gaps or limitations compared to Carleton's program?
- Why is an education in Canada worth your investment of time and money?
- How will this program improve your employment opportunities in your home country?
- What ties do you have to your home country?



INTENT TO STUDY

Missing, Incomplete, or Incorrect Documents

.. Can lead to refusal

- Admission letter instead of Student Information for a Study Permit
- Missing documents or documents that don't meet specifications in the visa office instructions
- Outdated documents
- Gaps in document history
- No custodial agreement OR explanation of the welfare of a 17-year old student
- Not responding to visa office requests on time (biometrics, etc.)



IMPORTANT

Types of misrepresentation

- False information
- Misleading information
- Omitted information - e.g. travel history (even short trips), previous visa refusals (even if you forgot)
- Altered or forged documents
- Inconsistent information

It is the applicant's duty to provide correct, true, and complete information relevant to the officer's decision-making process. Misrepresentation can lead to refusal and sometimes a **5-year ban from coming to Canada**.



MISREPRESENTATION

**GOOD LUCK ON
YOUR STUDY PERMIT
APPLICATION!**

**If your Study Permit is
refused – Don't be deterred**
Connect with an Immigration
Adviser at GO-ISSO:
isso@carleton.ca
carleton.ca/go-isso